



MEDLEMSNETT OG NETTSIDER

Dag Gipling

05.03.2022

https://medlemsnett.rotary.no



AppsCo One

Login to your AppsCo One account

Email:


dag.gipling@gmail.no


Password:


.....

Remember Me

[Forgot Password](#)

 Sign in with Google

 Sign in with Facebook

 Sign in with Microsoft


LOGIN

Don't have an AppsCo One account?

[Sign up for Personal Workplace](#)

[Sign up for AppsCo One](#)

https://medlemsnett.rotary.no



The image shows a login page for AppsCo One. At the top center is the AppsCo One logo, which consists of four blue slanted bars of varying lengths. Below the logo is the text "AppsCo One" in a bold, dark font. Underneath that is the instruction "Login to your AppsCo One account".

The login form includes the following elements:

- Email:** A text input field containing "dag.gipling@getmail.no".
- Password:** A text input field with masked characters "*****".
- Remember Me:** A checkbox labeled "Remember Me".
- Forgot Password:** A button with a red border, labeled "Forgot Password".
- Sign in with Google:** A button with the Google logo and the text "Sign in with Google".
- Sign in with Facebook:** A button with the Facebook logo and the text "Sign in with Facebook".
- Sign in with Microsoft:** A button with the Microsoft logo and the text "Sign in with Microsoft".

At the bottom of the form is a large teal button labeled "LOGIN". Below the login button is the text "Don't have an AppsCo One account?". At the very bottom are two links: "Sign up for Personal Workplace" and "Sign up for AppsCo One", separated by a vertical line.

Man vil motta en e-post innen kort tid med en lenke til en nettside hvor man kan lage et passord.

medlemsnett.rotary.no

Apper Gmail YouTube Maps Autopay

Rotary

- HJEM
- DIN PROFIL
- NORFO
- DISTRIKTER
- KLUBBER
- MEDLEMMER
- MELDINGSSYSTEM
- EVENTS
- RAPPORTER
- ROTARY FELLOWSHIPS

VELKOMMEN TIL ROTARY MEDLEMSNETT

Hjem

**Rotary International har ny bankforbindelse!!!
Alle kasserere og andre ressurspersoner har fått meldingen fra Rotary Int**

Dear Rotary members:
Happy 2022 to you and your families!
We are pleased to announce that we have selected Citibank as our new banking partner in Denmark, Norway, (TRF). This clear distinction will help us record your payments faster so we can provide you a higher level of s

How does this affect your club?

Effective 1 January 2022, please use the attached information when remitting by wire transfer to Rotary Intern should be strictly adhered to so we can all benefit from the new structure in place. Kindly note there is no char














Det nærmer seg halvårsskifte i Rotary-året!

*Rotary International gjør oppmerksom på at kontingent beregnes for de Det samme gjøre NORFO.
Husk derfor å ajourføre medlemsregisteret i Medlemsnett. Medlemsnet så det er ikke nødvendig å redigere i det internasjonale registeret.*

AppsCo | Personal

TRY APPSCO ONE

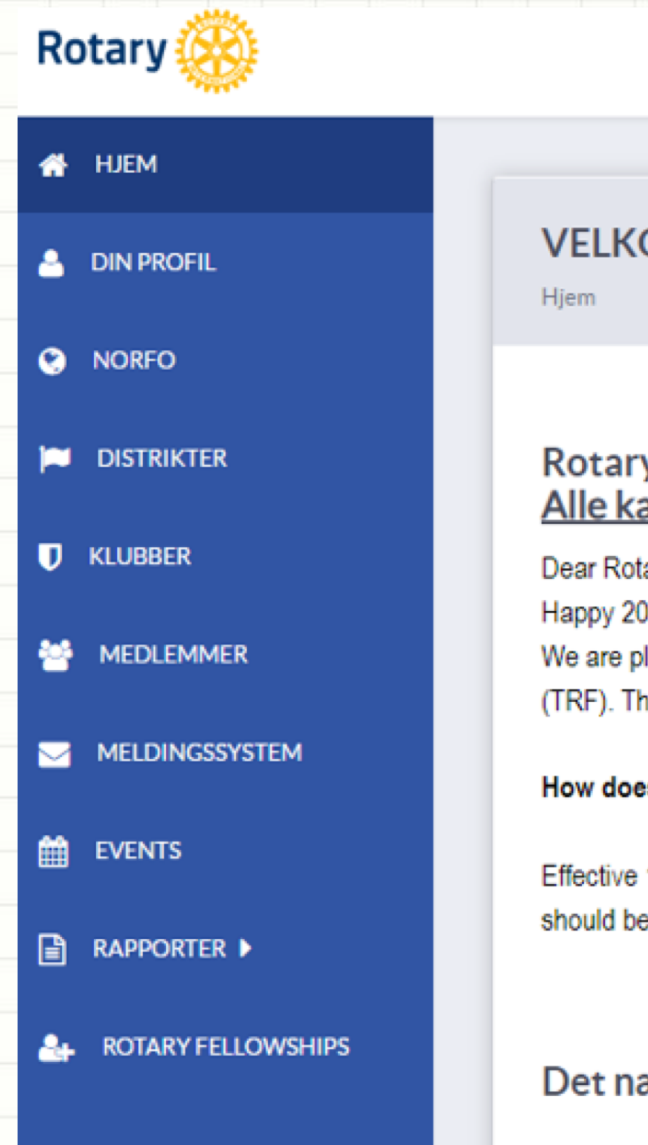
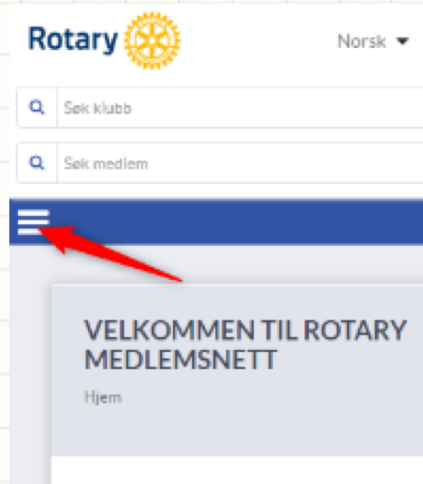
Home NEW FOLDER Search resources All items ADD

 Distrikt 2260 INFO EDIT	 Tune Rotaryklubb INFO EDIT	 Zimbra mail INFO EDIT	 Rotaract INFO EDIT	 Rotary Support INFO EDIT	 Rotary Tidsskrift INFO EDIT	 My Rotary INFO EDIT	 Rotary Int INFO
 Rotary i Norge INFO EDIT	 Rotary Medlemsnett INFO EDIT	 Medlemsnett INFO EDIT	 Test INFO EDIT	 MySiteShop INFO EDIT			

<https://medlemsnett.rotary.no>

Norsk nettside

- Koblet opp mot medlemsdatabase (navn, adresse, kontaktopplysninger m.m.)
- Alle medlemmer kan se nesten alt
- Alle medlemmer kan redigere sine egne data
- President, sekretær og CICO, kan for egen klubb, redigere alt, legge til og slette medlemmer.
- Norsk medlemsdatabase er master for den internasjonale medlemsdatabasen.



Redigere medlemmer



HJEM

DIN PROFIL

NORFO

DISTRIKTER

KLUBBER

MEDLEMMER

MELDINGSSYSTEM

EVENTS

RAPPORTER ▶

ROTARY FELLOWSHIPS

KLUBBER

Hjem >> Klubber

Søk etter klubb

Tune Rotaryklubb



Søk etter klubber i distriktene

Distrikt 2260

SØK

VIS ALLE

KLUBB



DISTRIKT

MEDLEM

ÆRESMEDLEM

Tune Rotaryklubb

Distrikt 2260

16

3

Redigere medlemmer

The screenshot shows a web application interface with a grid background. At the top, there is a search bar with two input fields: "Søk medlem" and "Søk klubb". To the right of these fields are navigation elements: "Norsk" with a dropdown arrow, an envelope icon, a grid icon, a user profile picture, and the name "DAG GIPLING" with a dropdown arrow. Below the search bar is a horizontal menu with four blue buttons: "REDIGERE" (with a pencil icon), "MEDLEMMER" (with a group icon), "MATRIKKEL" (with a document icon), and "KUNNGJØRING" (with a megaphone icon). A red arrow points to the "REDIGERE" button. Below the menu is a section titled "KLUBBINFORMASJON" with a collapse icon on the right. The information displayed includes: "Distrikt Distrikt 2260", "Organisasjonsnummer -", "E-post tune@rotary.no", "Hjemmeside https://tune.rotary.no", and "Charterdato 24. 07. 1965."

Søk medlem

Søk klubb

Norsk

✉

☐

DAG GIPLING

✎ REDIGERE

👥 MEDLEMMER

📄 MATRIKKEL

📣 KUNNGJØRING

KLUBBINFORMASJON

Distrikt
Distrikt 2260

Organisasjonsnummer
-

E-post
tune@rotary.no

Hjemmeside
https://tune.rotary.no

Charterdato
24. 07. 1965.

Redigere medlemmer

Rotary Club Management Interface

Navigation: LEGG TIL MEDLEM, **MEDLEMMER**, MØTER, ARKIV, MEMBERS MEDIA, KOMITEER

KLUBBINFORMASJON

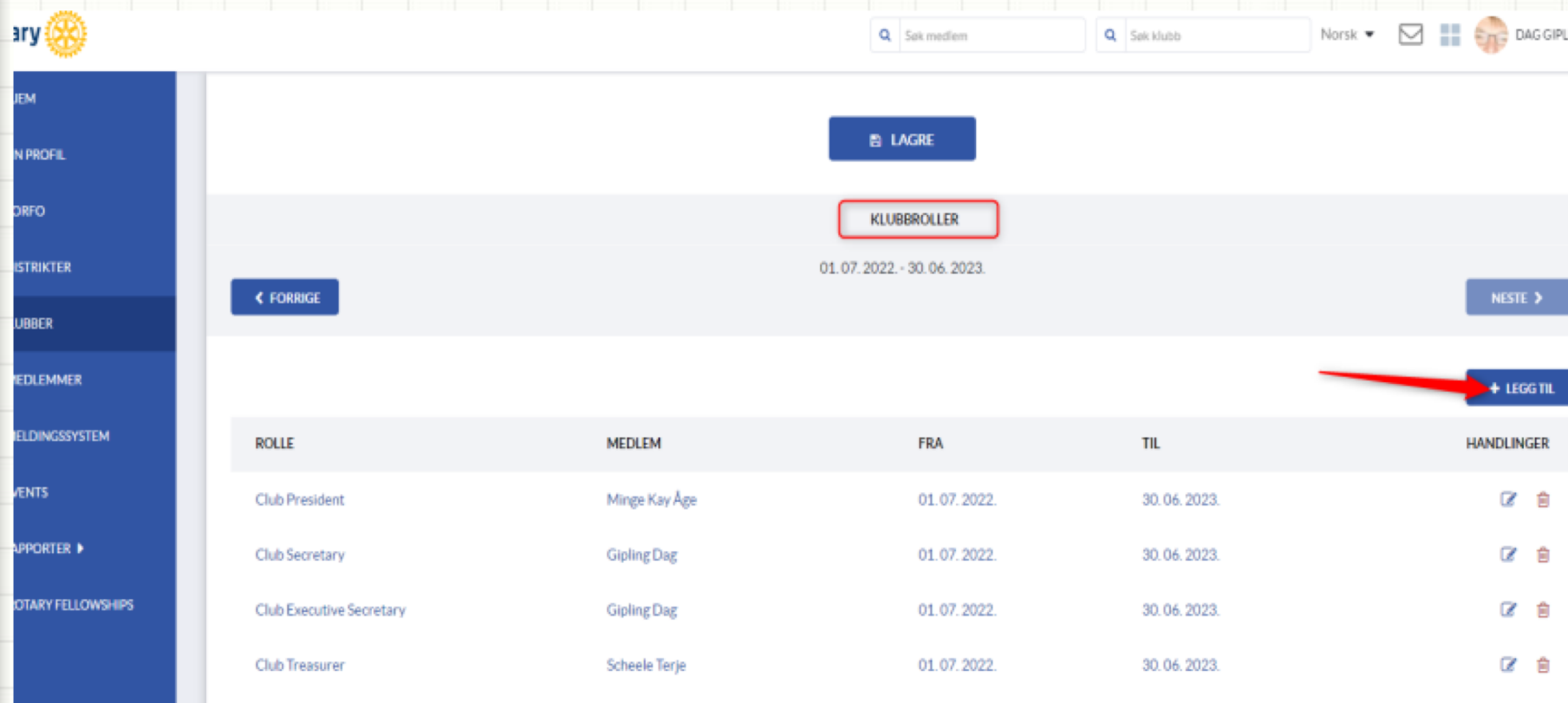
* Klubbnummer: 12908
Distrikt: Distrikt 2260

E-POST	MEDLEMSTYPE	AKTIV	PROFIL	HANDLINGER
karl_ivar.andersen@gmail.no	Medlem			
arb@bright.no	Medlem			









Buttons: PDF, LEGG TIL MEDLEM

Klubbroller

Når dere har valgt deres klubb og valgt REDIGERE kan dere rulle litt ned på skjermen til dere finner KLUBBROLLER. Klikk på LEGG TIL for å legge til roller neste år. Viktig at dette gjøres i god tid før neste Rotary år.



The screenshot shows the Rotary Club management interface. The top navigation bar includes the Rotary logo, search fields for 'Søk medlem' and 'Søk klubb', and a language dropdown set to 'Norsk'. The left sidebar contains various menu items, with 'KLUBBROLLER' highlighted in the main content area. A blue button labeled 'LAGRE' is visible at the top. Below it, a red box highlights the 'KLUBBROLLER' button. The date range '01.07.2022 - 30.06.2023' is displayed. Navigation buttons for 'FORRIGE' and 'NESTE' are present. A red arrow points to the '+ LEGG TIL' button. Below this is a table of roles and members.

ROLLE	MEDLEM	FRA	TIL	HANDLINGER
Club President	Minge Kay Åge	01.07.2022	30.06.2023	 
Club Secretary	Gipling Dag	01.07.2022	30.06.2023	 
Club Executive Secretary	Gipling Dag	01.07.2022	30.06.2023	 
Club Treasurer	Scheele Terje	01.07.2022	30.06.2023	 

Ingen roller går automatisk inn i neste Rotary-år.

Rotary Club Central

Gå til www.rotary.org, velg For Members på høyre side og deretter Rotary Club Central i menyen som dukker opp.



The screenshot shows the Rotary.org website navigation menu. The 'For Members' link is highlighted with a red box, and a red arrow points to it from the 'News & Features' column.

Rotary 	MY ROTARY	CLUB FINDER	SEARCH	JOIN	DONATE
About Rotary	Get Involved	Our Causes	Our Programs	News & Features	For Members
Overview	Overview	Overview	Overview	All News & Features	My Rotary
History	Join	Ending Polio	Youth Programs	Magazines	Club and District Administration
Our Structure	Rotary Clubs	Promoting Peace	Rotary Youth Leadership Awards	Press Center	Rotary Club Central
Our Foundation	Interact Clubs	Fighting Disease	Peace Fellowships	Blog	Rotary Citation
Our Leaders	Rotaract Clubs	Providing Clean Water	Rotary Community Corps	Social Media	Club Finder
Diversity, Equity, and Inclusion	Projects	Supporting Education	Grants	Virtual Reality	Member Center
Financials	Partnerships	Saving Mothers and Children	Youth Exchanges		RI Convention
Partners		Growing Local Economies	New Generations Service Exchange		> Profile
Membership		Protecting the Environment	Scholarships		Our Foundation
Careers		Disaster Response			

Har man ikke passord klikker man på *Need help signing in* under Sign in-knappen og deretter *Forgot password*. På samme måte som for Medlemsnettets mottar man en e-post med en lenke til en side hvor man kan lage et passord.

Club Central Dashboard

Rotary Club of Tu

Membership Trend

Year	Membership
2017-18	34
2018	30

July 1 | 2017-18 | 34

I Goal Center legger man inn mye av det man tidligere gjorde i Klubbens Planer og Mål (KPM)

Gjør klar for å sette mål

Please note: data reported outside Rotary Club Central, including data reported in My Rotary, will be delayed for at least 24 hours.

Rotary Club of **Tune**
0 OF 3 ACHIEVEMENT

← 2022-23

PRINT

Members & Engagement Rotary Foundation Giving Service Young Leaders Public Image All

SAVE CANCEL Which goals will your club track this year? Browse goals by category and select only those you plan to pursue. Then save.

Sort selected goals

	ACHIEVEMENT	OF	GOAL	SELECT GOAL
Club membership Show goal details and history	-		- Enter Goal Value	<input checked="" type="checkbox"/>
Service participation Show goal details and history	-		- Enter Goal Value	<input checked="" type="checkbox"/>
New member sponsorship Show goal details and history	-		- Enter Goal Value	<input type="checkbox"/>
Rotary Action Group participation				

- Velg Rotaryår (2022-23)
- Velg fane All
- Kryss av for SELECT GOAL for alle felter dere vil sette verdi for.

Sett mål i Goal Center

Center

Goal View

Service Activities

Resources

Reports

Contact Us

Rotary

Language

Goal Center

Please note: data reported outside Rotary Club Central, including data reported in My Rotary, will be delayed for at least 24 hours.

Rotary Club of **Tune**

0 OF 3 ACHIEVEMENT

2022-23

PRINT

Members & Engagement Rotary Foundation Giving Service Young Leaders Public Image All

SAVE CANCEL

Which goals will your club track this year? Browse goals by category and select only those you plan to pursue. Then save.

Sort selected goals

	ACHIEVEMENT	OF	GOAL	SELECT GOAL
Club membership Show goal details and history	-		30	<input checked="" type="checkbox"/>
Service participation Show goal details and history	-		3	<input checked="" type="checkbox"/>
New member sponsorship Show goal details and history	-		- Enter Goal Value	<input type="checkbox"/>

- Fyll inn mål under GOAL for alle aktuelle valg
- Klikk SAVE

Oppdater status

	ACHIEVEMENT	OF	GOAL
Club membership ▶ Show goal details and history	27 As Of 28-Feb-22		30
Service participation ▶ Show goal details and history	3 ✓		3
New member sponsorship ▶ Show goal details and history	-		- Enter Goal Value

- Skriv inn eller rediger tidligere verdier under ACHIEVEMENT
- Klikk på SAVE
- Dersom målet er fullt oppfylt vises dette med en grønn hake
- Noen felter, for eksempel Club membership, kan man ikke oppdatere.

Hva nå?

Gå inn på Medlemsnettets og Rotary.org og bli kjent. Dere vil finne mye nyttig informasjon begge steder.

Andre nettsteder:

Distriktets side: <https://d2260.rotary.no>

Rotary Norge: <https://rotary.no>

Din klubbs hjemmeside

Facebook

Youtube