

# PETS 11. mars 2023

## Medlemsnettets og andre nettsider


Dag Gipling  
DICO distrikt 2260  
[dico.d2260@rotary.no](mailto:dico.d2260@rotary.no)  
Tlf.: 480 95 773

## Medlemsnett

<https://medlemsnett.rotary.no>

- Database over alle Rotarymedlemmer og klubber i Norge
- Detaljer om egen klubb
- Møterregistrering
- Rapporter
- Arkiv
- Definere klubbroller
- Legge inn møter for visning i app og hjemmeside

<https://medlemsnett.rotary.no>



The image shows a login page for AppsCo One. At the top center is the AppsCo One logo, which consists of three overlapping teal shapes. Below the logo is the text "AppsCo One" in a bold, dark font. Underneath that is the instruction "Login to your AppsCo One account".

The login form includes the following elements:

- Email:** A text input field containing the email address "dag.gipling@gmail.no".
- Password:** A password input field with masked characters "\*\*\*\*\*".
- Remember Me:** A checkbox labeled "Remember Me".
- Forgot Password:** A link labeled "Forgot Password".
- Social Sign-in:** Three buttons for social login: "Sign in with Google" (with the Google logo), "Sign in with Facebook" (with the Facebook logo), and "Sign in with Microsoft" (with the Microsoft logo).
- Login Button:** A large teal button with the text "LOGIN" in white, bold, uppercase letters.

At the bottom of the page, there is a link "Don't have an AppsCo One account?" followed by two options: "Sign up for Personal Workplace" and "Sign up for AppsCo One", separated by a vertical line.

**AppsCo One**

Login to your AppsCo One account

Email:  
dag.gipling@gmail.no

Password:  
\*\*\*\*\*

Remember Me

[Forgot Password](#)

[Sign in with Google](#)

[Sign in with Facebook](#)

[Sign in with Microsoft](#)

**LOGIN**

Don't have an AppsCo One account?

[Sign up for Personal Workplace](#) | [Sign up for AppsCo One](#)

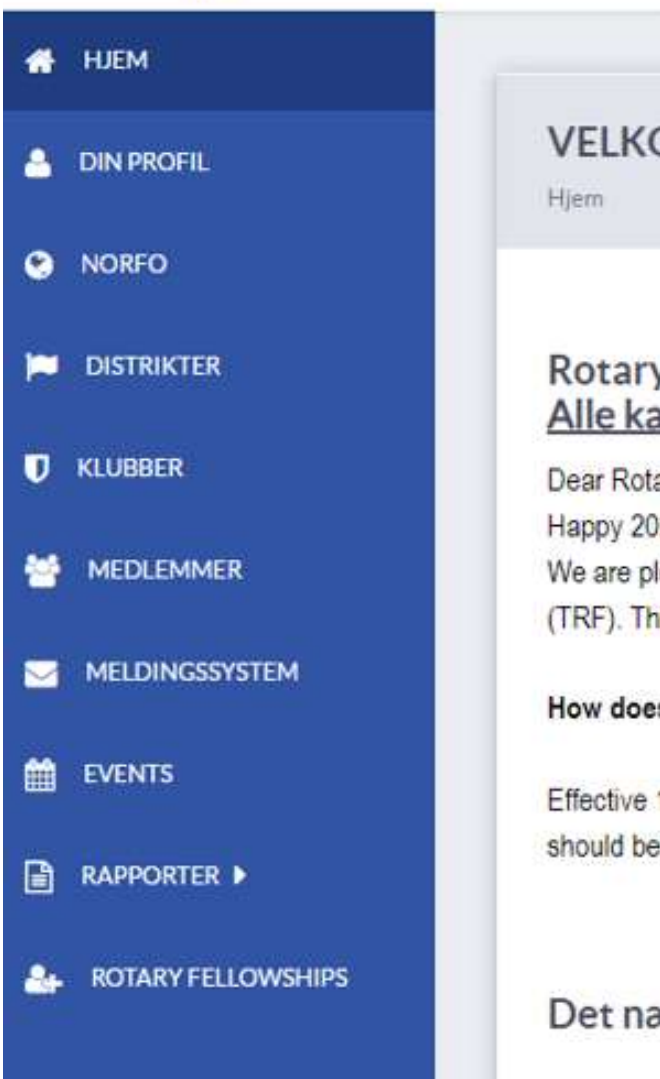
Man vil innen kort tid motta en e-post med en lenke til en nettside hvor man kan lage seg et passord

The image shows a browser window at the URL `medlemsnett.rotary.no`. The page title is "VELKOMMEN TIL ROTARY MEDLEMSNETT". The main content is a notice from Rotary International regarding a new banking partner, Citibank, effective January 2022. The notice includes a heading "Rotary International har ny bankforbindelse!!!" and a sub-heading "Alle kasserere og andre ressurspersoner har fått meldingen fra Rotary Int". Below this, it says "Dear Rotary members: Happy 2022 to you and your families! We are pleased to announce that we have selected Citibank as our new banking partner in Denmark, Norway, (TRF). This clear distinction will help us record your payments faster so we can provide you a higher level of s". A section titled "How does this affect your club?" follows, with the text "Effective 1 January 2022, please use the attached information when remitting by wire transfer to Rotary Intern should be strictly adhered to so we can all benefit from the new structure in place. Kindly note there is no char".

Overlaid on the bottom of the browser window is an AppsCo app drawer. The drawer is titled "AppsCo | Personal" and contains a grid of app icons. The icons are arranged in two rows. The first row includes: "Distrikt 2260", "Tune Rotaryklubb", "Zimbra mail", "Rotaract", "Rotary Support", "Rotary Tidsskrift", and "My Rotary". The second row includes: "Rotary i Norge", "Rotary Medlemsnett", "Medlemsnett", "Test", and "MySiteShop". The "Rotary Medlemsnett" icon, which features a blue square with a white 'R' and a yellow gear, is highlighted with a red rectangular border.

## Norsk nettside

- Koblet opp mot medlemsdatabase (navn, adresse, kontaktopplysninger m.m.).
- Alle medlemmer kan se nesten alt.
- Alle medlemmer kan redigere sine egne data.
- President, sekretær og CICO, kan for egen klubb, redigere alt, legge til og slette medlemmer.
- Norsk medlemsdatabase er master for den internasjonale medlemsdatabasen.



## Redigere medlemmer

Rotary

HJEM  
DIN PROFIL  
NORFO  
DISTRIKTER  
**KLUBBER**  
MEDLEMMER  
MELDINGSSYSTEM  
EVENTS  
RAPPORTER ▶  
ROTARY FELLOWSHIPS

### KLUBBER

Hjem >> Klubber

Søk etter klubb  
Tune Rotaryklubb

Søk etter klubber i distriktene  
Distrikt 2260

SØK VIS ALLE

KLUBB	DISTRIKT	MEDLEM	ÆRESMEDLEM
Tune Rotaryklubb	Distrikt 2260	16	3

## Redigere medlemmer

The screenshot shows the Rotary website interface. At the top, there are search bars for 'Søk medlem' and 'Søk klubb', a language dropdown set to 'Norsk', and a user profile for 'DAG GIPLING'. Below these are four blue buttons: 'REDIGERE' (with a pencil icon), 'MEDLEMMER' (with a group icon), 'MATRIKSEL' (with a document icon), and 'KUNNGJØRING' (with a megaphone icon). A red arrow points to the 'REDIGERE' button. Below the buttons is a section titled 'KLUBBINFORMASJON' with a collapse icon. The information listed includes: Distrikt: Distrikt 2260; Organisasjonsnummer: -; E-post: tune@rotary.no; Hjemmeside: https://tune.rotary.no; Charterdato: 24.07.1965.

Søk medlem

Søk klubb

Norsk

Leser

REDIGERE

MEDLEMMER

MATRIKSEL

KUNNGJØRING

KLUBBINFORMASJON

Distrikt  
Distrikt 2260

Organisasjonsnummer  
-

E-post  
tune@rotary.no

Hjemmeside  
https://tune.rotary.no

Charterdato  
24.07.1965.



## Redigere medlemmer

Søk medlem Søk klubb Norsk DAG GIPLIN

INE ROTARYKLUBB

>Tune Rotaryklubb => Rediger

LEGG TIL MEDLEM MEDLEMMER MØTER ARKIV MEMBERS MEDIA KOMITEER

KLUBBINFORMASJON

\* Klubbnummer

12908

Distrikt

Distrikt 2260

Organisasjonsnummer

PDF

LEGG TIL MEDLEM

E-POST MEDLEMSTYPE AKTIV PROFIL HANDLINGER

karl\_ivar.andersen@getmail.no

Medlem



arb@bright.no









Medlem



# PETS 11. mars 2023

Når dere har valgt deres klubb og valgt REDIGERE kan dere rulle litt ned på skjermen til dere finner KLUBBROLLER. Klikk på LEGG TIL for å legge til roller for neste Rotaryår (2023-2024). Viktig at dette gjøres i god tid før neste Rotaryår.

The screenshot shows the Rotary web portal interface. At the top, there are search bars for 'Søk medlem' and 'Søk klubb', along with a language dropdown set to 'Norsk', a mail icon, a grid icon, and a 'DAGSPLAN' icon. The main content area is titled 'KLUBBROLLER' and shows the period '01.07.2022 - 30.06.2023'. There are navigation buttons for '← FORRIGE' and 'NESTE →'. A table lists the current roles and members for the year. A red arrow points to a '+ LEGG TIL' button in the top right corner of the table area.

ROLLE	MEDLEM	FRA	TIL	HANDLINGER
Club President	Minge Kay Åge	01.07.2022	30.06.2023	 
Club Secretary	Gjpling Dag	01.07.2022	30.06.2023	 
Club Executive Secretary	Gjpling Dag	01.07.2022	30.06.2023	 
Club Treasurer	Scheele Terje	01.07.2022	30.06.2023	 

Ingen roller går automatisk inn i neste Rotaryår.

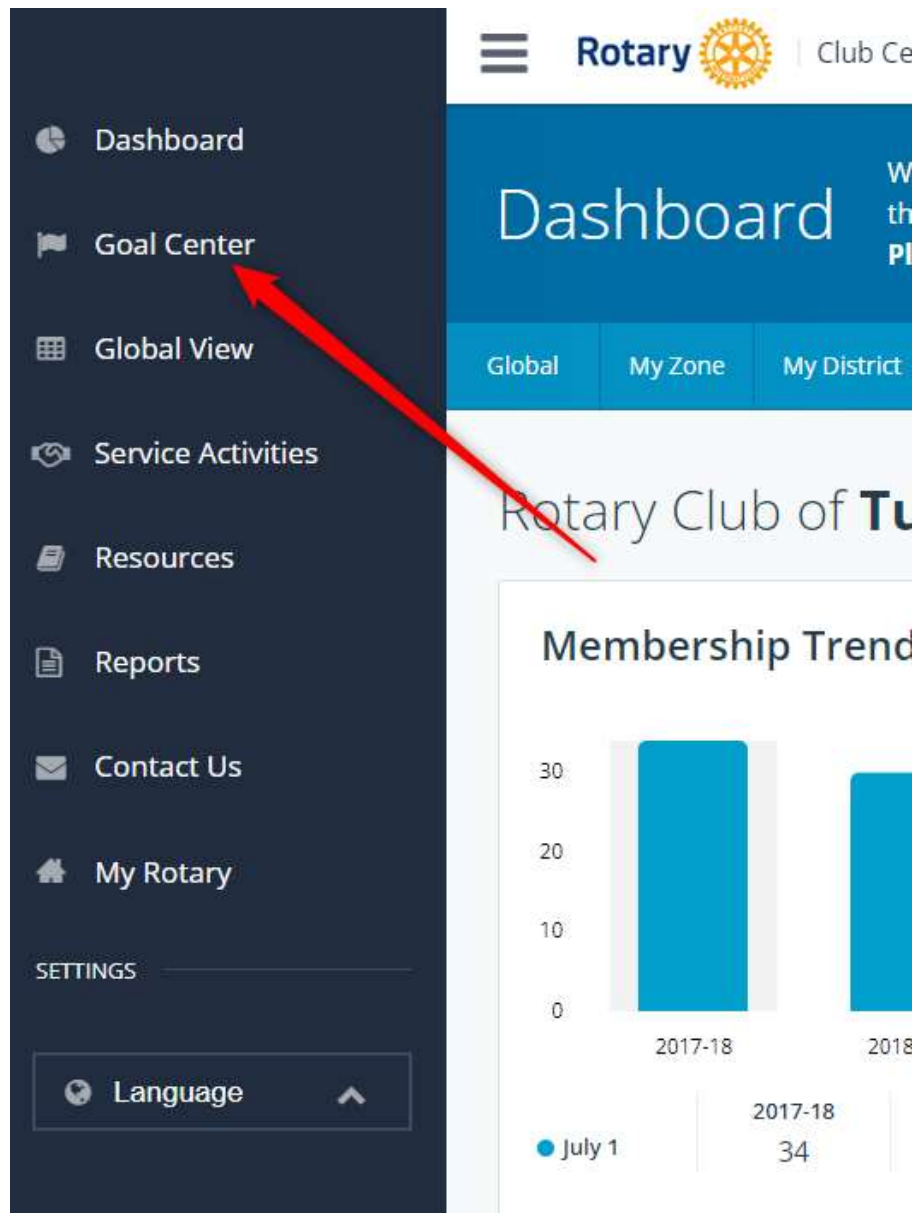
## Rotary Club Central

Gå til [www.rotary.org](http://www.rotary.org), velg *For Members* på høyre side og deretter *Rotary Club Central* i menyen som dukker opp.

The screenshot shows the Rotary website's navigation menu. At the top right, there are buttons for 'MY ROTARY', 'CLUB FINDER', 'SEARCH', 'JOIN', and 'DONATE'. A red arrow points to the 'For Members' link in the top right navigation bar. Below this, a dropdown menu is visible, with 'Rotary Club Central' highlighted by a red box. Other items in the dropdown include 'My Rotary', 'Club and District Administration', 'Rotary Citation', 'Club Finder', 'Member Center', 'Ri Convention', '> Profile', and 'Our Foundation'. The main navigation menu on the left includes categories like 'About Rotary', 'Get Involved', 'Our Causes', 'Our Programs', 'News & Features', and 'For Members'.

Har man ikke passord klikker man på *Need help signing in* under Sign in-knappen og deretter *Forgot password*. På samme måte som for Medlemsnettets mottar man en e-post med en lenke til en side hvor man kan lage et passord.

# PETS 11. mars 2023



The screenshot shows the Rotary Club dashboard interface. On the left is a dark blue sidebar menu with the following items: Dashboard, Goal Center, Global View, Service Activities, Resources, Reports, Contact Us, and My Rotary. Below these is a 'SETTINGS' section with a 'Language' dropdown menu. A red arrow points from the 'Goal Center' menu item to the main content area. The main content area has a blue header with the Rotary logo and 'Club Ce'. Below the header is a 'Dashboard' section with tabs for 'Global', 'My Zone', and 'My District'. The main content area displays 'Rotary Club of Tu' and a 'Membership Trend' bar chart. The chart shows membership for 2017-18 and 2018. The 2017-18 bar is at approximately 34, and the 2018 bar is at approximately 30. A legend below the chart shows a blue dot for 'July 1' and a value of 34 for '2017-18'.

Year	Membership
2017-18	34
2018	30

I Goal Center legger man inn mye av det man tidligere gjorde i Klubbens Planer og Mål (KPM)

## Gjør klar for å sette mål

Please note: data reported outside Rotary Club Central, including data reported in My Rotary, will be delayed for at least 24 hours.

Rotary Club of Tune  
0 OF 3 ACHIEVEMENT

← 2022-23

PRINT

Members & Engagement Rotary Foundation Giving Service Young Leaders Public Image All

SAVE CANCEL

Which goals will your club track this year? Browse goals by category and select only those you plan to pursue. Then save.

Sort selected goals

	ACHIEVEMENT	OF	GOAL	SELECT GOAL
Club membership Show goal details and history	-		Enter Goal Value	<input checked="" type="checkbox"/>
Service participation Show goal details and history	-		Enter Goal Value	<input checked="" type="checkbox"/>
New member sponsorship Show goal details and history	-		Enter Goal Value	<input type="checkbox"/>
Rotary Action Group participation	ACHIEVEMENT		GOAL	SELECT GOAL

- Klikk EDIT
- Velg Rotaryår (2023-24)
- Velg fane All
- Kryss av for SELECT GOAL for alle felter dere vil sette verdi for.

## Sett mål i Goal Center

Center

Please note: data reported outside Rotary Club Central, including data reported in My Rotary, will be delayed for at least 24 hours.

Rotary Club of **Tune**  
0 OF 3 ACHIEVEMENT

2022-23

PRINT

Members & Engagement | Rotary Foundation Giving | Service | Young Leaders | Public Image | All

SAVE CANCEL

Which goals will your club track this year? Browse goals by category and select only those you plan to pursue. Then save.

Sort selected goals

	ACHIEVEMENT	OF	GOAL	SELECT GOAL
Club membership ▶ Show goal details and history	-		30	<input checked="" type="checkbox"/>
		As Of 28-Feb-22		
Service participation ▶ Show goal details and history	-		3	<input checked="" type="checkbox"/>
New member sponsorship ▶ Show goal details and history	-		-	<input type="checkbox"/>
			Enter Goal Value	

- Fyll inn mål under GOAL for alle aktuelle valg
- Klikk SAVE

## Oppdater status



	ACHIEVEMENT	OF	GOAL
Club membership ▶ Show goal details and history	27 As Of 28-Feb-22		30
Service participation ▶ Show goal details and history	3	✓	3
New member sponsorship ▶ Show goal details and history	-		- Enter Goal Value

- Skriv inn eller rediger tidligere verdier under ACHIEVEMENT
- Klikk på SAVE
- Dersom målet er fullt oppfylt vises dette med en grønn hake
- Noen felter, for eksempel Club membership, kan man ikke oppdatere.



## Hva nå?

Gå inn på Medlemsnettets og Rotary.org og bli kjent. Dere vil finne mye nyttig informasjon begge steder.

## Andre nettstedet:

Distriktets side: <https://d2260.rotary.no>

Rotary Norge: <https://rotary.no>

<https://support.rotary.no/>

Din klubbs hjemmeside (<klubbnavn>.rotary.no)

Din klubbs e-postkonto: gmail.com (<klubbnavn>@rotary.no)

Last ned og ta i bruk mobilappen **Rotary Norway**

Facebook

YouTube

Instagram